


Maximize your time at Carbon Capture Canada



1 Update your profile

Make the best first impression with a profile picture and powerful headline.

NAVIGATION

Edit Profile

Manage My Availability

Account Settings

MORE

2 Manage your availability

Prevent unnecessary rescheduling and meeting conflicts.

Range of daily availability ?

All times shown in Event Local Time

00:00 to 24:00

Event Days

Edit Availability

☒ Monday - April

Done

Select the times that you are **unavailable** on this day

from 11:00 to 12:00

from Select to Select

☒ Tuesday - April

3 Build your event experience

Explore the agenda to further customize your event experience.

Event Agenda

Dates

Tracks

Stage

Tags

Search

Q

10:30-11:30 Recorded Session

Introductory Session

Main Stage - Track One

Marie Dupont
Event Coordinator

Juan Perez
CTO

Added to schedule

4 Familiarize yourself with My Team

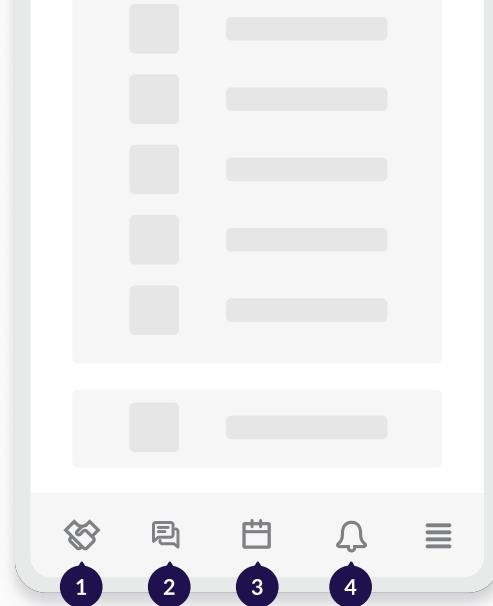
Collaborate with your colleagues to book meetings, review leads, and perfect your company's digital profile.



Images above are mockups for illustrative purposes. Actual event platform appearance may vary. We've carefully crafted this guide to help you harness the full potential of our event platform to prepare for Carbon Capture Canada. Scan the QR code or [click here](#) for more in-depth resources.



The Carbon Capture Canada Mobile App



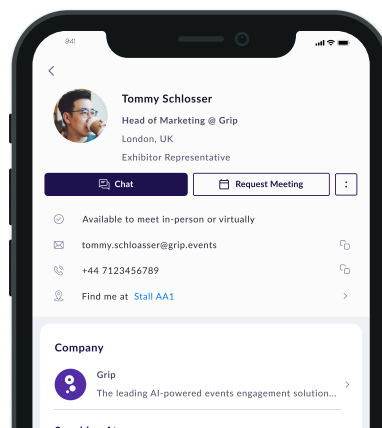
1 Discover Carbon Capture Canada

Your central hub for Carbon Capture Canada. Access essential information and personalized content.



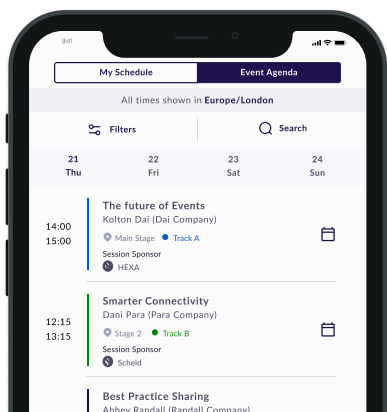
2 Chat with connections

Ensure you've made a connection or confirmed a meeting to initiate chats.



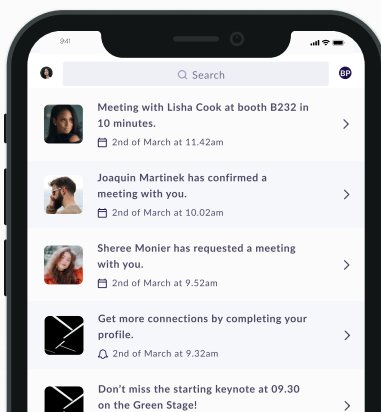
3 Follow your schedule

Keep track of your day.



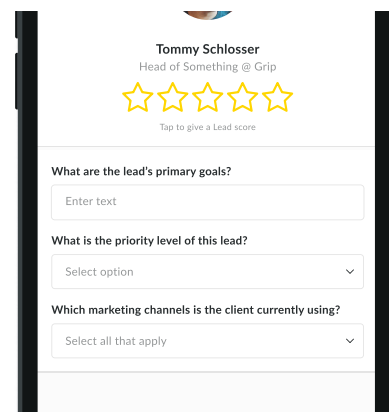
4 Get notified

Enable notifications to get event updates.



5 Lead qualification and comments

All-in-one view of your leads



Images above are mockups for illustrative purposes. Actual event platform appearance may vary. We've carefully crafted this guide to help you harness the full potential of our event platform to prepare for Carbon Capture Canada. Scan the QR code or [click here](#) for more in-depth resources.



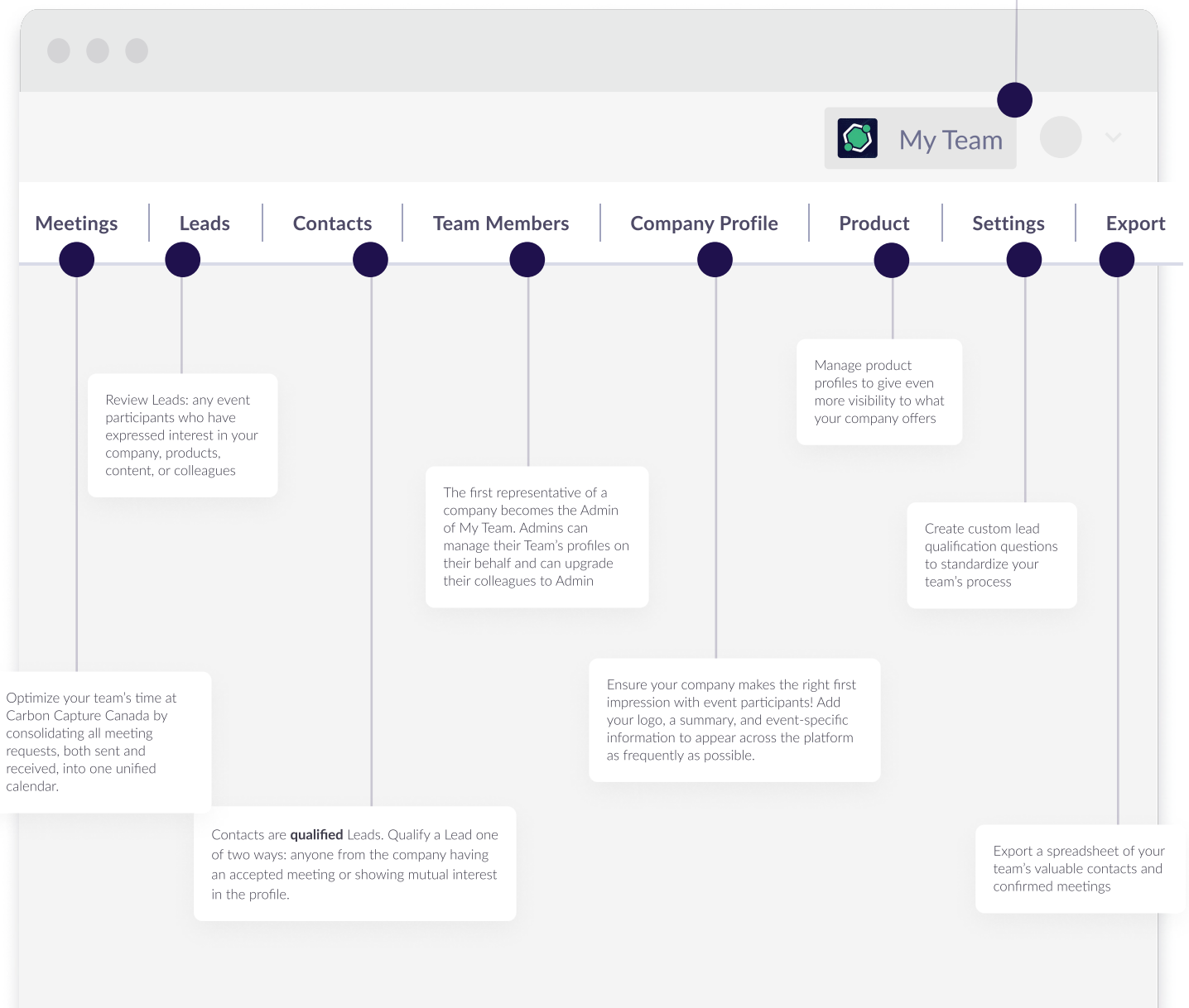
Manage your company's time at Carbon Capture Canada

PRO TIP

My Team is accessible exclusively via web browser. Access My Team before Carbon Capture Canada to collect as many Leads as possible.

My Team

Centralize your team's engagement with event participants to maximize insights and return on your time at Carbon Capture Canada.



Images above are mockups for illustrative purposes. Actual event platform appearance may vary. We've carefully crafted this guide to help you harness the full potential of our event platform to prepare for Carbon Capture Canada. Scan the QR code or [click here](#) for more in-depth resources.



Lead qualification at Carbon Capture Canada

Settings

Create custom questions to help your team qualify leads consistently, in a structured and efficient manner.
Lead qualification data is included on My Team exports.

My Team

Meetings

Leads

Company Chat

Contacts

Team Members

Company Profile

Product

Settings

Export

Lead Qualification Settings

Customize the lead qualification questions that your team will use to assess leads. [Learn more](#)

What are the lead's primary goals?

Paragraph

Paragraph text

What is the priority level of this lead?

Single Select

High X

Medium X

Low X

|Add new option

☐

"Other" option

Note: Options will appear in the order you add them. Please add them in your desired sequence.

Which marketing channels is the lead currently using?

Multi Select

Social Media X

Email Marketing X

Content Marketing X

SEO X

PPC X

Affiliate Marketing X

Traditional Advertising X

|Add new option

☒

"Other" option

Note: Options will appear in the order you add them. Please add them in your desired sequence.

+ New Question

Preview

Save Changes



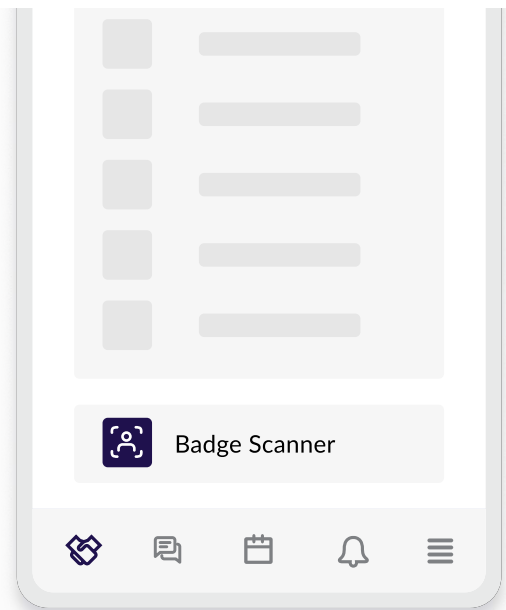
Images above are mockups for illustrative purposes. Actual event platform appearance may vary. We've carefully crafted this guide to help you harness the full potential of our event platform to prepare for Carbon Capture Canada. Scan the QR code or [click here](#) for more in-depth resources.



Badge Scanning at Carbon Capture Canada

1 Scan

Quickly scan a QR code to exchange contact information; be mindful that badge scans will share your email and phone number, even if you've opted to keep those private.

A mockup of a mobile application interface showing a lead qualification form. At the top, it displays the name 'Tommy Schlosser' and title 'Head of Something @ Grip' next to a profile picture. Below this is a five-star rating system with the text 'Tap to give a Lead score'. The form contains three sections: 'What are the lead's primary goals?' with a text input field labeled 'Enter text'; 'What is the priority level of this lead?' with a dropdown menu labeled 'Select option'; and 'Which marketing channels is the client currently using?' with a dropdown menu labeled 'Select all that apply'.

2 Lead qualification and comments

Qualify leads on-the-spot to capture initial impressions, aiding in future follow-ups. All lead qualification data from badge scanning is included on My Team exports.

3 Continue the conversation

Don't just collect contacts—scanning a QR code connects you in the app, allowing you to quickly book a meeting unlocking the ability to continue conversations via chat.

PRO TIP

Badge scans will be available on your My Team export by default!



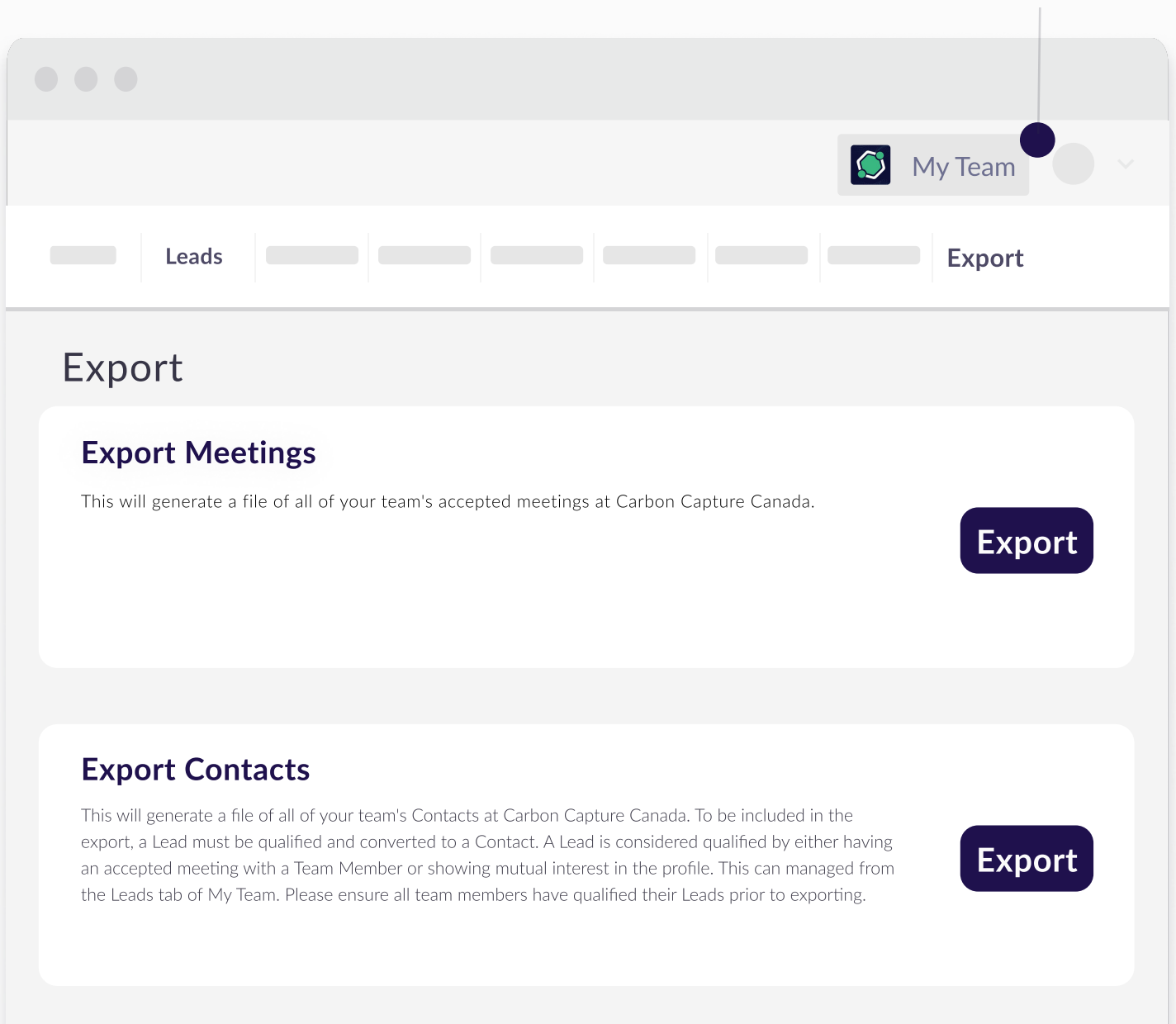
Images above are mockups for illustrative purposes. Actual event platform appearance may vary. We've carefully crafted this guide to help you harness the full potential of our event platform to prepare for Carbon Capture Canada. Scan the QR code or [click here](#) for more in-depth resources.



What to do after Carbon Capture Canada

Team Exports

Download your team's contacts and accepted meetings for post-event review and targeted follow-ups.



Images above are mockups for illustrative purposes. Actual event platform appearance may vary. We've carefully crafted this guide to help you harness the full potential of our event platform to prepare for Carbon Capture Canada. Scan the QR code or [click here](#) for more in-depth resources.

